

Recognition Day

September 22, 1974

RECOGNIZING THE ACCOMPLISHMENTS OF:

JAY HANNA "Dizzy" DEAN

JAMES LEROY "Sunny Jim" BOTTOMLEY

JAMES "Cool Papa" BELL

LOUIS CLARK BROCK

ROBERT GIBSON



JAY HANNA (DIZZY) DEAN
ST. LOUIS (N.L.) 1932-1937
CHICAGO (N.L.) 1938-1941

One of four N.L. pitchers to win 30 or more games under modern regulations.


Pitched in 1934 (St.L.) 1938 (Chicago) World Series. Led League in strikeouts 1932-33-34-35.

Single game record with 17, July 30, 1933.

First pitcher to make two hits in one inning in World Series.

Most Valuable N.L. Player in 1934.

Dean's Number 17 is retired this date, never to be worn by another Cardinal player.

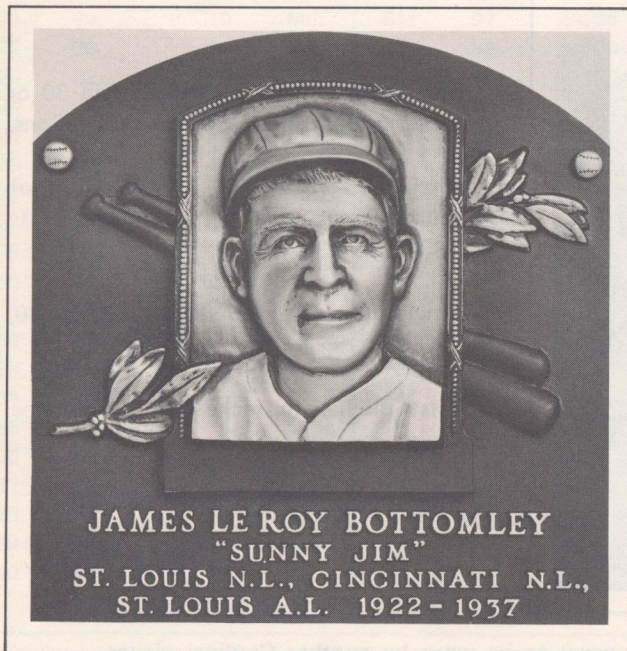


Combined speed, daring and batting skill to rank among best players in Negro Leagues.

Contemporaries rated him fastest man on base paths.

Hit over .300 regularly, topping .400 on occasion.

Played 29 summers and 21 winters of professional baseball.



Super clutch hitter.


Drove in 100 or more runs six years in row, 1924-1929, leading League twice.

Established record by batting in 12 runs in one game.

Most Valuable Player 1928.

Hit seven homers in span of five games in 1929.


Had lifetime .310 batting average.





Lou Brock gets the safe call from umpire John McSherry on stolen base 105. Phillies' shortstop Larry Bowa holds the ball.

BROCK'S STOLEN BASE RECORD

Year	Club	G	SB	CS	Year	Club	G	SB	CS
1961	Chicago	4	0	0	1967	St. Louis	159	52	18
1962	Chicago	123	16	7	1968	St. Louis	159	62	12
1963	Chicago	148	24	12	1969	St. Louis	157	53	14
1964	Chicago	52	10	3	1970	St. Louis	155	51	15
	St. Louis	103	33	15	1971	St. Louis	157	64	19
1965	St. Louis	155	63	27	1972	St. Louis	153	63	18
1966	St. Louis	156	74	18	1973	St. Louis	160	70	20



Gibson delivers pitch to the Cincinnati Reds' Cesar Geronimo that became his 3,000th strike-out.



Major League Records Held:

- Lowest Earned Run Average, 300 or More Innings, Season — 1.12, 1968.
- Lowest Earned Run Average, 300 or More Innings, Righthanded Pitcher — 1.12, 1968.
- Most Clubs Shut Out (Won or Tied), One Season (10-club league) — 8, 1968.
- Most Years 200 or More Strikeouts — 9.
- Most Consecutive Starting Assignments — 289, 8/31/65 — 9/12/74.

Major League Records Shared:

- Most Strikeouts, Inning — 4, 1966.
- Three Strikeouts, Inning, on 9 Pitched Balls.
- Most Consecutive Strikeouts, Start of Game (Since 1900) — 5, 1967.

National League Records Held:

- Lowest Earned Run Average, 200 or More Innings, Season — 1.12, 1968.
- Most Strikeouts — 3,044 as of 9/12/74.

BROCK'S STOLEN BASE LOG

No.	Team Game	Date	Opp.	No.	Team Game	Date	Opp.	No.	Team Game	Date	Opp.
1	7	Apr. 13	Pitt.	41	62	June 18	S.F.	81	120	Aug. 16	S.F.
2	7	13	Pitt.	42	62	18	S.F.	82	121	17	S.F.
3	9	14	Pitt.	43	66	23	Mtl.	83	123	19	Atl.
4	10	15	Phil.	44	66	23	Mtl.	84	123	19	Atl.
5	11	16	Phil.	45	68	24	Pitt.	85	124	20	Atl.
6	12	17	Phil.	46	69	25	Pitt.	86	125	21	Atl.
7	16	21	Mtl.	47	69	25	Pitt.	87	126	23	L.A.
8	16	21	Mtl.	48	74	30	N.Y.	88	127	24	L.A.
9	17	23	Hou.	49	75	July 2	Chi.	89	129	27	S.D.
10	17	23	Hou.	50	76	3	Chi.	90	130	28	S.D.
11	17	23	Hou.	51	82	8	Hou.	91	130	28	S.D.
12	19	26	Cin.	52	83	9	Hou.	92	131	29	S.D.
13	22	30	Atl.	53	84	10	Hou.	93	131	29	S.D.
14	23	May 1	Atl.	54	86	12	Atl.	94	133	31	S.F.
15	24	3	Hou.	55	87	13	Atl.	95	134	Sept. 1	S.F.
16	24	3	Hou.	56	88	14	Atl.	96	134	1	S.F.
17	25	4	Hou.	57	92	18	Hou.	97	134	1	S.F.
18	26	5	Hou.	58	92	18	Hou.	98	134	1	S.F.
19	27	7	Cin.	59	95	21	Hou.	99	136	3	Mtl.
20	27	7	Cin.	60	95	21	Hou.	100	138	6	N.Y.
21	29	10	Mtl.	61	97	25	N.Y.	101	138	6	N.Y.
22	29	10	Mtl.	62	98	26	N.Y.	102	140	8	N.Y.
23	32	15	N.Y.	63	98	26	N.Y.	103	140	8	N.Y.
24	34	17	Chi.	64	99	27	Chi.	104	142	10	Phil.
25	35	18	Chi.	65	101	29	Chi.	105	142	10	Phil.
26	36	19	Chi.	66	104	Aug. 1	Pitt.	106	145	13	Phil.
27	36	19	Chi.	67	106	3	Phil.	107	146	14	Phil.
28	38	21	Phil.	68	106	3	Phil.	108	<u>148</u>	<u>17</u>	<u>PGH</u>
29	40	24	Chi.	69	107	4	Phil.	109	<u>148</u>	<u>17</u>	<u>PGH</u>
30	41	25	Chi.	70	108	4	Phil.	110	<u>149</u>	<u>18</u>	<u>PGH</u>
31	48	June 2	S.D.	71	108	4	Phil.	111	<u>150</u>	<u>19</u>	<u>PGH</u>
32	48	2	S.D.	72	108	4	Phil.	112	<u>152</u>	<u>21</u>	<u>Chi</u>
33	50	5	S.F.	73	109	5	Phil.	113	<u>153</u>	<u>22</u>	<u>Chi</u>
34	50	5	S.F.	74	109	5	Phil.	114	<u>153</u>	<u>22</u>	<u>Chi</u>
35	51	6	S.F.	75	110	6	Mont.	115	<u>154</u>	<u>23</u>	<u>PGH</u>
36	52	7	S.D.	76	115	10	L.A.				
37	52	7	S.D.	77	116	11	L.A.				
38	53	8	S.D.	78	117	12	S.D.				
39	55	10	L.A.	79	117	12	S.D.				
40	56	11	L.A.	80	118	13	S.D.				